

The *Nurtural* **TRAINER™**

... the most flexible
tool in the barn!

Nurtural Horse

8070 Highway 17 West,
Worthington, Ontario,
Canada P0M 3H0

Phone: (705) 866-2285 Fax: (705) 866-5748
www.nurturalhorse.com E-mail info@nurturalhorse.com



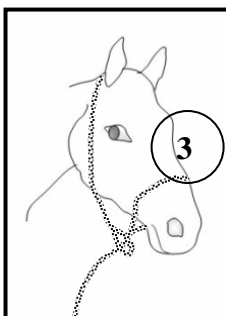
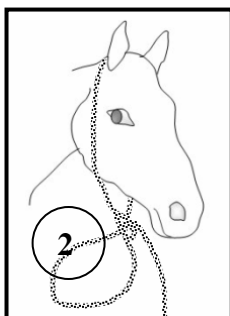
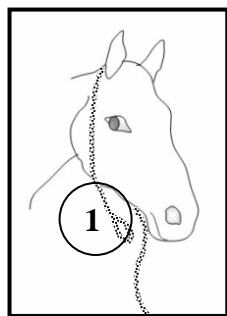
Nurtural
HORSE

The *Nurtural* **TRAINER™** is the most flexible
tool in the barn!

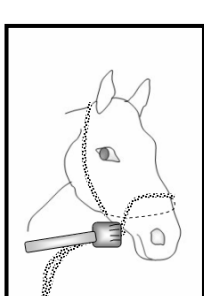
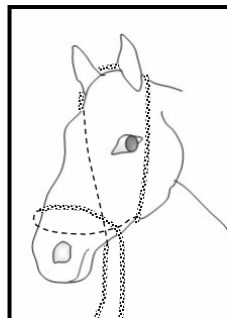
**It's a temporary halter, a lead rope, a 12 foot
long line and a set of reins!**

The *Nurtural* **TRAINER™** is made of the same rubber gripping
material that lines the noseband of the *Nurtural* **No-Bit**
BRIDLE™. It is flexible, durable and versatile!

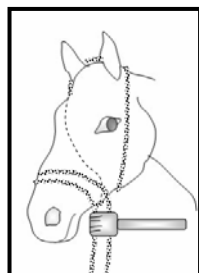
**It's great to prepare horses to respond to the *Nurtural*
BRIDLE™**



(1) Place the end loop under the jaw as shown
and (2) pull enough Trainer through to make a
large loop, then (3) pull that loop over the
horse's nose and tighten it.
Now you can walk or even temporarily tie your
horse, or teach yielding and manners.
Careful! Maintain tension under the chin, or
the loop can slip off the nose!



This is a single noseband variation.
Place the Trainer over the poll and across the fat part of the cheeks.
Wrap one end over the nose.
Hold the two ends firmly under the chin.
Modify finger pressure to send a finer message to the horse.



This is a double noseband variation.
Place the Trainer over the poll and across the fat part of the horse's cheeks.
Wrap each end over the nose.
Hold the two ends firmly under the chin.

To make reins, place the loop end through the ring on the reinstrap of a
Nurtural **No-Bit BRIDLE™** (or of bit, if you must). Thread the snap end
through the loop, and then snap it to the opposite ring. Voila! 6 Foot reins!

The *Nurtural* **No-Bit BRIDLE™** and *Nurtural* **TRAINER™**
are also great for natural round pen training and starting new horses.

Go Nurtural! Go ahead .. Be happy sooner!

